

1. Package Content

Thank you for purchasing PLANET IEEE 802.3af PoE Splitter, POE-152S. Terms of "**802.3af PoE Splitter**" in following section of this User's Manual means the POE-152S.

Upon open the box of the 802.3af PoE Splitter and carefully unpack it. The box should contain the following items:

- The Power over Ethernet Splitter x 1
- User's Manual x 1
- 15cm UTP straight network cable x 1
- DC Plug cable x 2

If any item is found missing or damaged, please contact your local reseller for replacement.

2. Product Features

- ◆ Complies with IEEE 802.3af, PoE, IEEE 802.3/802.3u/802.3ab 10/100/1000Base-T Ethernet standard
- ◆ Splits the 48V DC power over RJ-45 Ethernet cable into different DC output
- ◆ LED indicators power input indication
- ◆ Distance up to 100 meters
- ◆ Two different output voltage options (5V/2A, 12V/1A)
- ◆ Auto-detect IEEE 802.3af PoE devices, protect devices from being damaged by incorrect installation
- ◆ EIA568, category 5/5e/6, 2/4-pair cables for 10Base-T or 100Base-TX and 1000Base-T

- 1 -

3. Product Specification

Model	POE-152S
Standard	IEEE 802.3af, IEEE 802.3, IEEE 802.3u, IEEE 802.3ab 10/100/1000Base-T
Ethernet Connector	2 x RJ-45 (1 for Data + DC in, 1 for Data out)
Data Rate	10/100/1000Mbps (vary on Ethernet device attached)
DIP Switch	5VDC / 12VDC output voltage
Number of Device can be powered	1
Ethernet Cable	TIA/EIA-568, Category 5/5e/6 cable
LED Indicator	1 x PoE ready/in-use
Operating Environment	0~50 Degree C, 5%~90%RH
Storage Environment	-10~70 Degree C, 5%~90%RH
Dimension (W x D x H)	73 x 55 x 24 mm
Weight	50g
Emission	FCC Class A, CE mark
Standard Compliance	IEEE 802.3 Ethernet IEEE 802.3u Fast Ethernet IEEE 802.3ab Gigabit Ethernet IEEE 802.3af Power over Ethernet

- 2 -

4. Product Outlook

Figure 1 shows a front panel of 802.3af PoE Splitter.




Figure 1: POE-152S Outlook

LED Indicators

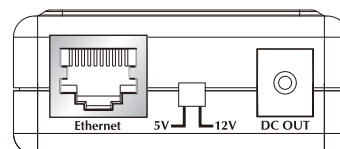
LED	Color	Function
PoE ready / in-use	Green	Lights to indicate the port is providing 48VDC in-line power.

5. Installation

If your network environment is very difficult to find a power socket for your AC-DC Adapter of networked device, the POE-152S provide DC power for this Ethernet Device conveniently and easily.

The POE-152S separates the power out and provide two kind of DC power output through its DIP switch and its voltage and current shown as below:

- 5V DC / 2A
- 12V DC / 1A



The default value will be set on 5V.



Hint

Please check the power requirement of the device that is going to get the power from POE-152S. If the power requirement is higher than POE-152S can supply, current overload will shutdown the POE-152S itself. Thus, it will shutdown your device as well.

"PLANET POE-152" and POE-152S can be installed in pair. However, use of third-party device is allowed if the device complied with IEEE 802.3af standard.

- 3 -

- 4 -

www.planet.com.tw

IEEE 802.3af POE-152S | Power over Ethernet Splitter

Power Provision without Area Restrictions



User's Manual



PLANET Technology Corp.

2350-AF0250-000

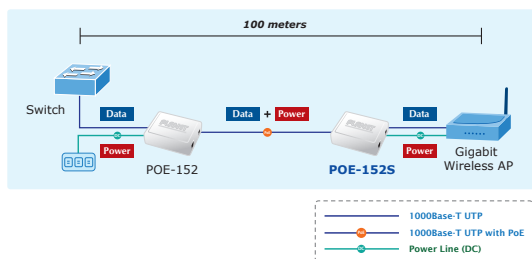


Energy Saving Note of the Device

This power required device does not support Stand by mode operation.
For energy saving, please remove the DC-plug or push the hardware Power Switch to OFF position to disconnect the device from the power circuit.
Without remove the DC-plug or switch off the device, the device will still consuming power from the power circuit.
In the view of Saving the Energy and reduce the unnecessary power consuming, it is strongly suggested to switch off or remove the DC-plug for the device if this device is not intended to be active.

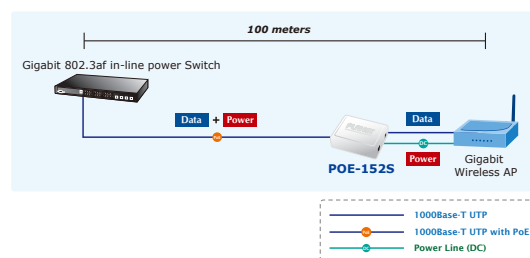
Hardware Installation

1. Connect standard UTP cable from **"Ethernet+DC"** of POE-152 to **"Ethernet+DC"** of POE-152S. The POE LED of POE-152S / POE-152 will remains on.



Connect with 802.3af devices

The POE-152S also make non IEEE 802.3af devices with possibility to connect with IEEE 802.3af in-line power device.



With IEEE 802.3af standard; the POE-152S also can co-work with IEEE 802.3af end-span switch that feeding power over pin 1, 2, and 3, 6.

Customer Support

Browse FAQ resource at the PLANET Web site first to check if it could solve you issue. Need more support information, please contact PLANET switch support team.

PLANET online FAQ :

<http://www.planet.com.tw/en/support/faq.php?type=2>

Switch support team mail address :

support_switch@planet.com.tw

Copyright © PLANET Technology Corp. 2010.

Contents subject to revision without prior notice.

PLANET is a registered trademark of PLANET Technology Corp. All other trademarks belong to their respective owners.